
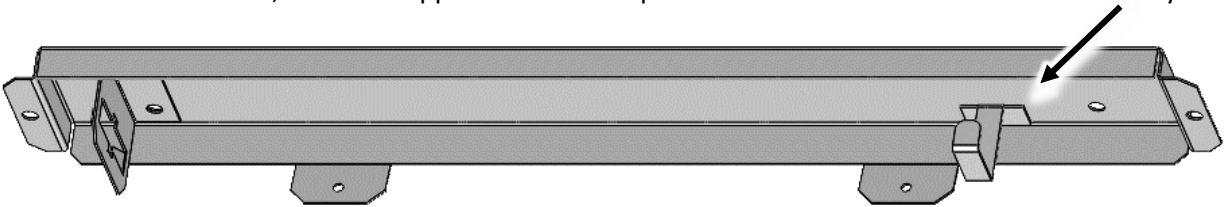


Replacing Incandescent Bulb with LED

Steps when replacing the incandescent bulb with the LED bulb:

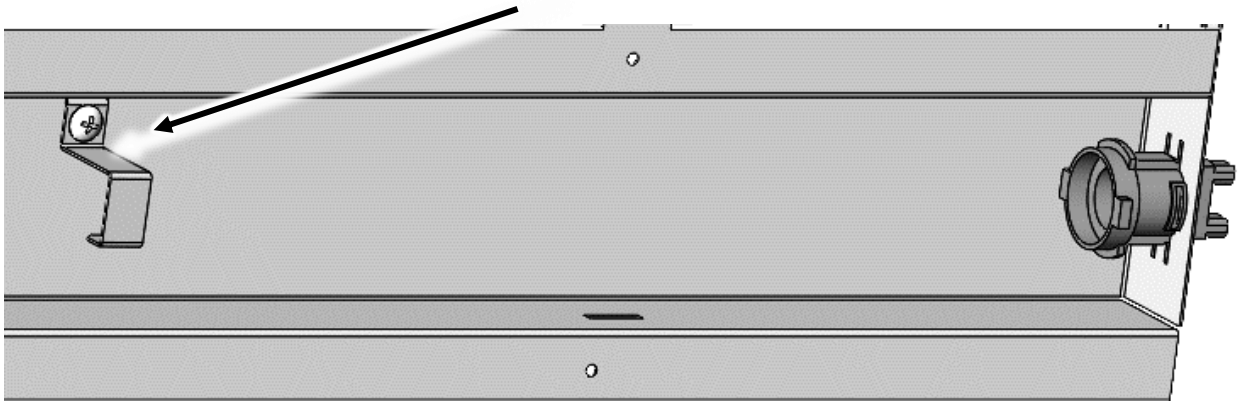


For HFD and HFDC units, the bulb support is welded in place and will need to be bent out of the way.



For HFDHC and HFDM models, the bulb support won't interfere with the LED bulb.

For HFOD, HFOT, and RGC36 models, the bulb support is screwed in place, and may be removed.



For units with longer (17 inch) incandescent lamps, the bulb support won't be in the way.

Once the LED bulb is installed, hold the base so it won't rotate in the socket and rotate the rest of the lamp so the LEDs point downward.